

L O N D O N W A L L

## Type RG Plus



The Type RG Plus movable wall system is top-hung with double glazed frame panels, available with manual or semi-electric operation and is an ideal flexible space solution where transfer of light and optimum acoustic performance is important.

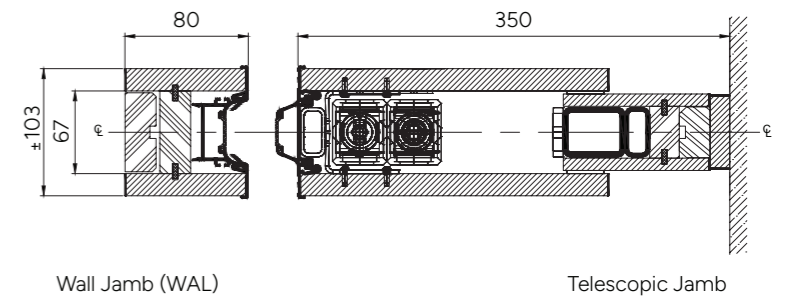
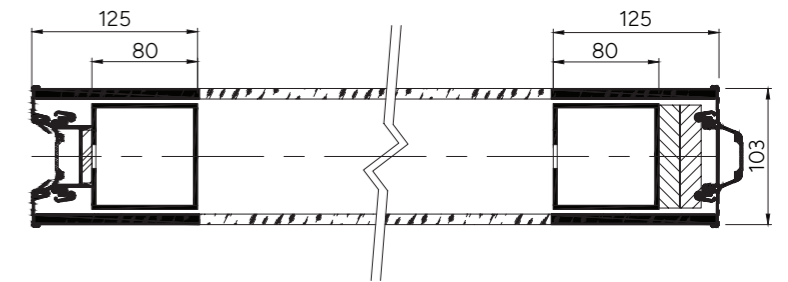
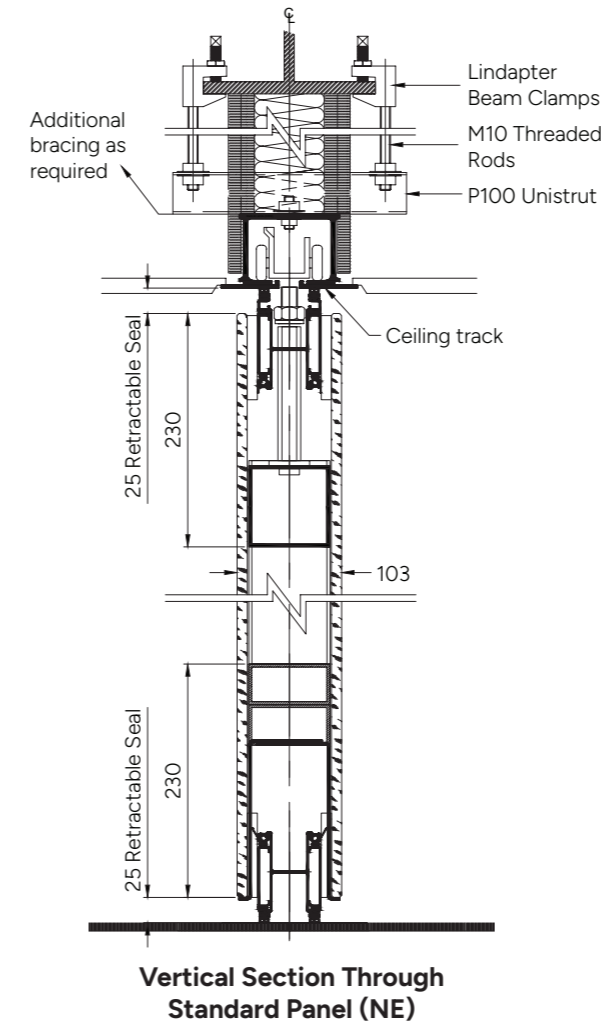
## Overview

The RG Plus system allows for unlimited wall width of individual framed glass panels, designed to reduce noise transfer between spaces while also allowing for total visual transparency. Fully glazed access doors, integral blinds and the choice between single or twin point suspension are all available.

- Framed glass, top-hung
- Manual or semi-electric operation
- Sound reduction option of either Rw 46dB or Rw 50dB
- Slimmer frame, blinds available



## Panel Details



## Features

- Height:** Up to 1,500 – 3,500mm
- Panel Width:** Upto 600 – 1,240mm
- Sound Reduction:** Sound reduction option of either Rw 46dB or Rw 50dB (laboratory tested)
- Panel Weight:** Approximately 50kg/m<sup>2</sup>
- Panel Thickness:** 100mm
- Suspension Method:** Twin point suspension
- Seal Type:** Manual or electric
- Frame Construction:** Aluminium
- Board Material:** 8mm safety glass carried by the construction
- Vertical Profiles:** Internal
- Pressure Sleeves:** Slim vertical magnetic profile
- Pass Door Panels:** Single door in panel, Fixed single door

- Stacking Options:** 'Z' Track, 'EE' Junction Panel with 'K' & 'E' Track, 'E' Track, Double 'K' Track, DT Pass Door on 'E' Track, Inset Pass Door on 'K' Track, Offset 'K' Track, Remote 'K' Track





LONDONWALL

[www.londonwall.co.uk](http://www.londonwall.co.uk)  
[info@londonwall.co.uk](mailto:info@londonwall.co.uk)  
020 8391 8750

London Wall Design Ltd  
63 Barwell Business Park  
Chessington  
KT9 2NY